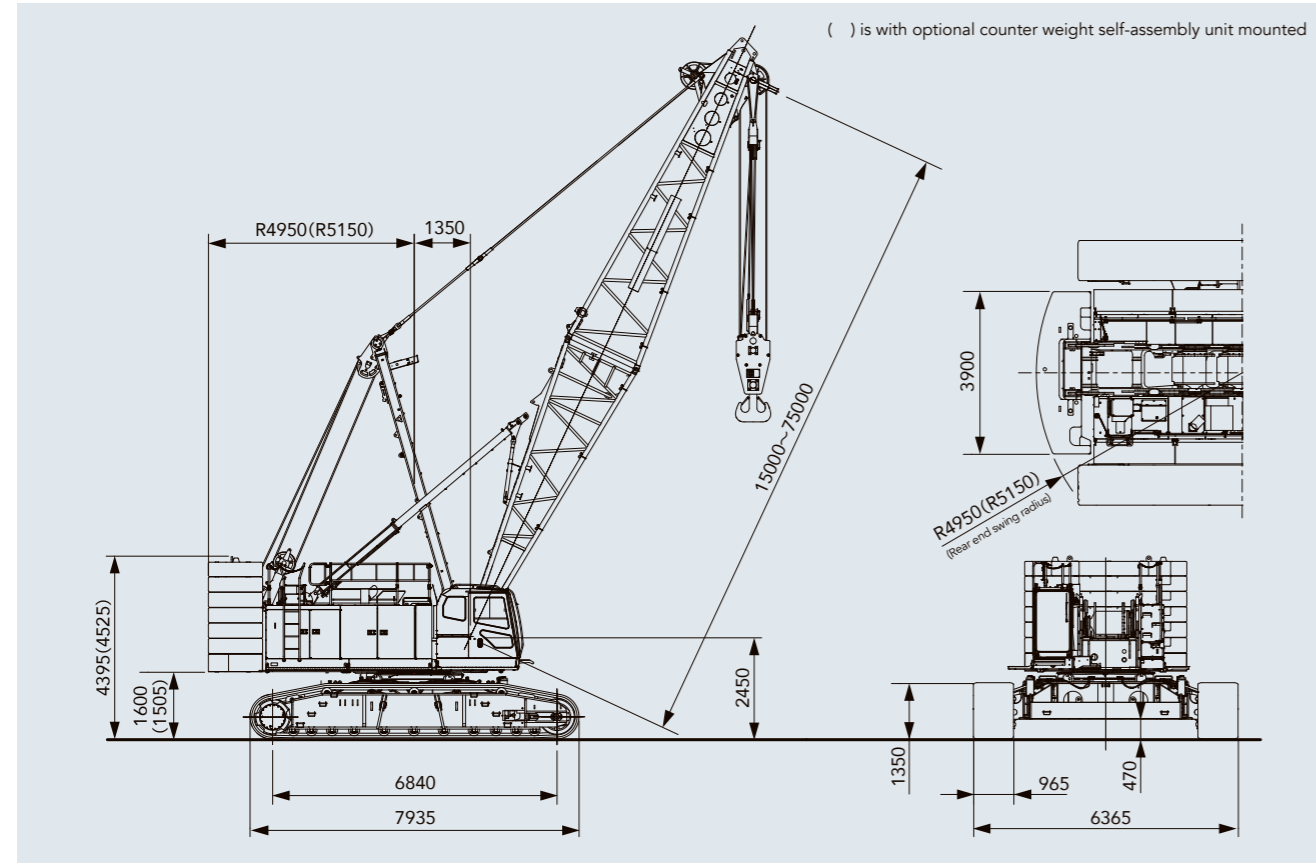


General dimensions

Units: mm



Specifications

Model		SCX1500A-3	
Application		Liftcrane	Clamshell
Max. lifting capacity	t × m	150 × 4.5	—
Basic boom length	m	15	15
Max. boom length	m	75	27
Crane jib length	m	10~28	—
Boom + crane jib length	m	63 + 28	—
Rope line speeds (*1)	Front/rear main drum (rated with 12 t load)	m / min	110 (45)
	3 <sup>rd</sup> winch (rated with 12 t load)	m / min	95 (30)
	Boom hoist drum	m / min	44
Swing speed	min <sup>-1</sup> (rpm)	1.7 (1.7)	
Travel speed high/low(*2)	km/h	1.5 / 0.9	
Gradeability	% (°)	30 (17)	
Bucket capacity	m <sup>3</sup>	—	2.5
Allowable gross weight	t	—	10
Max. digging depth	m	—	36
Engine	Make & model	Isuzu 6HK1 (Stage III A / Tier 3)	
	Rated output	kW/min <sup>-1</sup> (PS/rpm)	200.6/1,850 (272/1,850)
Ground contact pressure	kPa (kgf/cm <sup>2</sup> )	103 (1.06) w/basic boom, 150 t hook block	91 (0.93) w/basic boom, 2.5 m <sup>3</sup> bucket
Operating weight	t	139 w/basic boom, 150 t hook block	126 w/basic boom, 2.5 m <sup>3</sup> bucket

Notes: 1. Rope line speeds vary under load and operating conditions (\*1). 2. Travel speed is based on flat, level and firm supporting surface with no load and 15 m basic boom (\*2).

- We are constantly improving our products and therefore reserve the right to change designs and specifications without notice.
- Units in this catalog are shown under International System of Units (SI). The figures in parenthesis are under the older British Gravitational System of Units.
- Illustrations may include optional equipment and accessories, and may not include all standard equipment.
- Standard equipment and accessories may vary by country and region.

Sumitomo Heavy Industries Construction Cranes Co., Ltd. has been abbreviated as "HSC" throughout this catalog. "HSC CRANES" is a brand of Sumitomo Heavy Industries Construction Cranes Co., Ltd.

Address inquiries to :

Sumitomo Heavy Industries Construction Cranes Co., Ltd.  
 9-3, Higashi-Ueno 6-chome, Taito-ku, Tokyo 110-0015, Japan  
 Phone: 81-3-3845-1387 Facsimile: 81-3-3845-1394  
<http://www.hsc-cranes.com>

Printed in Japan  
 2203©05H.EA344-1a

**SCX  
 1500A-3**



# LIFT THE WORLD.

The goal was to make valuable contributions in various fields around the world.

To achieve this, HSC created a whole new benchmark for crawler cranes.

With outstanding workability and high-precision operation, these cranes have the potential to increase efficiency of transportation and assembly. The new benchmark has been widely improved – from an environmentally-friendly design and great fuel economy, through to the latest in safety and reliability.

Performance that provides comfortable operation to generate value in the lifting world.

Behold the “SCX1500A-3” making its global mark for a new generation.

This new benchmark is set to take the world, business, and even the future, to all new highs.

## SCX 1500A-3



The Good Design Award has been granted to the "SCX-3 Series" for its superb operability, ease of transportation and assembly, safety, and eco-friendly performance as a new generation of crane.



## SCX1500A-3 PERFORMANCE

### Precision and workability to transform any work site.

Introducing a new generation of crane that for ideal workability and performance to suit any work site. The SCX1500A-3 offers users unprecedented work precision and efficiency, and more than ample power for any job. Be in control of a crane that takes performance to new levels, with an uncompromised approach to work.



#### A high-rigidity boom for the toughest jobs

Both the boom foot width and boom width, as well as the bracing strength, have been increased to improve the strength of the boom itself. This helps to deliver advanced stability during work, to reduce side deflection and twisting throughout the front of the crane, and to make positioning loads quicker. A mast system has been employed to improve operating response.

	SCX1500A-3	Previous model
Boom foot width (mm)	1350 +250	1100
Boom width (mm)	2000 +150	1850
Bracing section area (mm <sup>2</sup> )	+9%	Base
Boom tip deflection*	▲17%	Base

\* Test values obtained with in-house assessments



#### All-new powerful winch

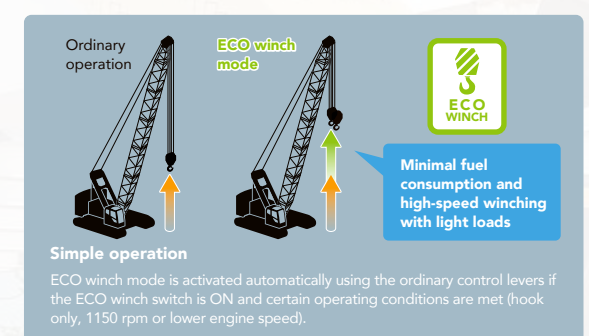
The power of the 12 t-rated line pull winch (rope  $\phi$ 26 mm) has been increased by 8% to increase scope for lifting heavy loads with line-speed 45m/min, and provide better capability for simultaneous movements. Combined with a new brake\* that offers better operating feel, the crane delivers simply outstanding workability.

A 13.5 t-rated line pull winch (rope  $\phi$ 28 mm) is optionally available.

\* Optional extra

#### 3<sup>rd</sup> winch OPTION

The 3<sup>rd</sup> winch has a new multiple wet-disc type brake with a 12 t-rated line pull winch and large winding capacity 220 m long rope. A  $\phi$ 2500-3000 class casing driver can also be handled.



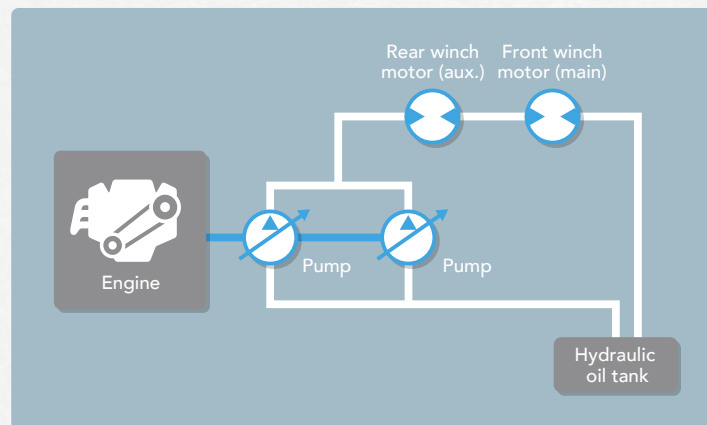
#### Eco winch mode with high-speed winching and low-fuel consumption

Also included is a new Eco winch mode, which allows high line speeds under light loads without having to increase the engine speed (low rpm). This mode delivers outstanding workability in situations such as high-elevation construction sites and multiple rope hanging operations and also limits fuel consumption and noise as engine speed can be kept at a minimum.

## SCX1500A-3 CONTROL

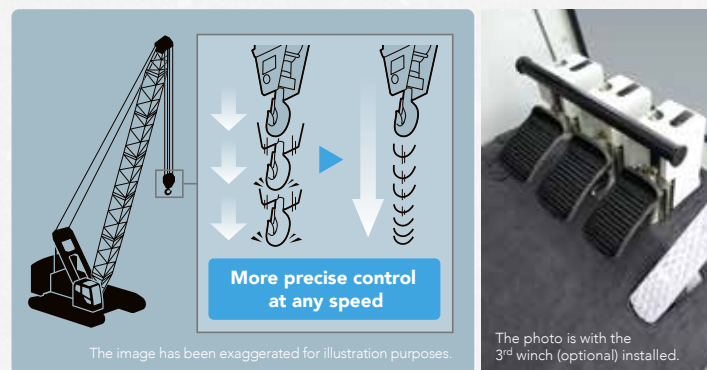
### High-precision, exactly as intended. A level of control available to all.

Flexible operation and performance makes the crane truly shine during heavy lifting or precision jobs. The crane has been designed so that it can be operated by anyone, exactly as they intend to, instead of relying on the operator's level of experience or skill. Outstanding usability has been the key behind development, and can be experienced at your work site, wherever in the world that may be.



#### Combined hydraulic circuits

The hydraulic system uses HSC's own unique combined hydraulic circuit. By increasing and optimizing the pump pressure through the use of a mixed circuit to control the hydraulic oil from two hydraulic pumps, the sense of operability in travelling, hoisting/lowering, swing and boom hoisting can be enhanced. Even for multiplex operations, the latest hydraulic control system is able to support all tasks efficiently through priority control matching the needs. This helps to achieve a sense of operability that matches the intent of the operator.



#### New multiple wet-disc type brake with improved control feel **OPTION**

The optional brake uses a new multiple wet-disc type that offers better control. A hanging brake pedal gives the operator smooth and precise response. Reliable braking performance is now a reality even under high loads, all while minimizing disc temperature. The system can even be used for heavy digging and foundation work that utilizes free-fall operation\*.

\*Free-fall function is an optional extra for models equipped with the 12 t rated line pull winch. See the Spec. catalog for more details.



#### Control dials

Fine speed control dials for operations such as hoisting, lowering, swinging and boom hoisting are positioned in a central location on the left side console. Operations can be adjusted at will to suit the particular job.

#### Swing neutral brake

Switches for swing free/swing brake when the control lever is in the neutral position have been installed. When the swing lever is in the neutral position, the operator may choose between free or brake depending on the work and personal preferences.



#### Swing brake operation pedal **OPTION**

A swing brake operation pedal has been employed to ensure precise swing control under strong-wind situations. This maintains a high level of control when swinging the cab around, even on the harshest of work sites.

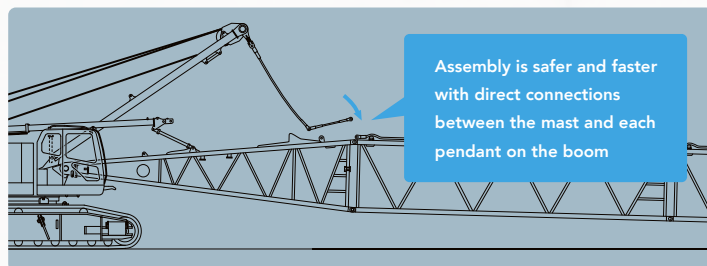




## SCX1500A-3 TRANSPORTABILITY

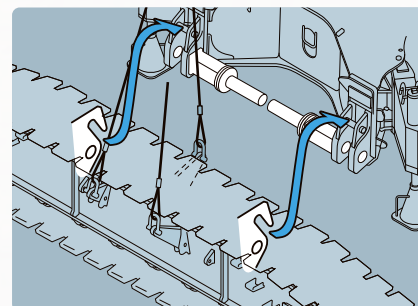
### Speedy and smart. Exceptional transportability and assembly guarantees better results.

The crane represents exceptional value when transporting it between sites. Performance has been retained while offering a design that allows efficient transportation, assembly and disassembly. This level of transportation and assembly combine to drastically improve efficiency on any work site.



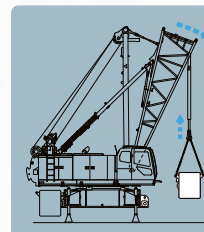
#### Redefining the assembly and disassembly process with the mast system

The use of a mast system that allows the entire mast to be lowered with the upper spreader structure drastically improves pendant joint work and the boom assembly process. Other features such as similarly shaped counter weight make assembly and disassembly processes easier, while labor-saving hydraulic hose connections and safe operation mean the crane is an all-round winner when it comes to assembly.



#### Hook-on and joint pin design for the crawler side frame assembling

The crawler side frame can be mounted with a side frame joint pin removal cylinder that improve assembly and disassembly immensely. The design also ensures safer work.



Easier and faster assembly/disassembly of the crawler side frame with the QuickDraw feature

#### QuickDraw for efficient assembly and disassembly

**OPTION**

QuickDraw is available that allows self-installing/removal of heavy crawler side frames. This feature allows assembly with smaller helper cranes handling the counter weights (up to 9 t). Other assembly procedures can be conducted at the same time, which further increases assembly efficiency.



\* The picture is for the SCX1200-3.

#### Counter weight self-assembly unit

**OPTION**

A counter weight self-assembly unit has also been installed to make self-assembly easier, and to save time.

Note) When the counter weight self-assembly unit has been installed, the shape of the counter weight differs to the standard specification. The rear end swing radius of the crane also increases, so extra care must be taken when operating the crane.

#### Designed for ease of transportation and assembly

- [Transportation] ● Crane can be loaded directly on the trailer without wooden blocks ● Lashing lugs during transportation ● Storage lugs for hydraulic hoses of traveling device ● Lugs for boom lifting
- [Assembly] ● Multi-assembly stage monitoring system ● Boom foot pin positioning guide ● Target-type back stop ● Boom foot pin removal/installation cylinder **OPTION** ● Hydraulic shoe tension unit **OPTION**
- [Other] ● Remote control box storage for jack with car body

#### A width suited to trailers results in transportation cost savings

The crane is less than 3 m wide and weighs less than 30 t, which makes it easier to load on to trailers. This in turn helps to reduce costs related to transportation. A swing cab mechanism has also been employed to increase the boom foot width further, for more reliable crane operation and exceptional ease of transportation.

#### Reduction counter weight specification

**OPTION**

Reduction counter weight specification are available as an optional extra to provide added flexibility for a diverse range of worksites, including high locations and within tight internal areas where operating weight is limited or restricted (with counter weight detector).

Counter weight (piece)	(7)	(6)	(5)	(4)	(3)
Lower weight	Yes	No	No	No	No
Total operating weight	139 t	123 t	115 t	107 t	99 t
Ground contact pressure	103 kPa	91 kPa	85 kPa	79 kPa	73 kPa

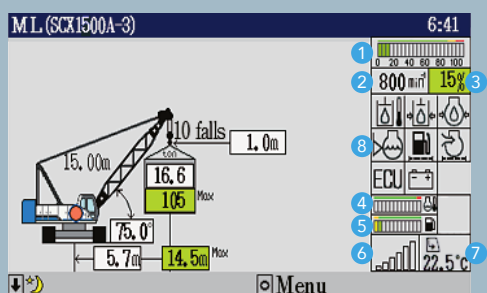
Note: Reduction counter weight specifications are configured to suit crane specifications excluding the crane jib.

## SCX1500A-3 SAFETY

### Reliable and precise lifting with advanced safety features

Improving safety should come first and foremost. A simple, easy-to-view interface has been designed to ensure that information is provided to the operator in the most reliable way possible. Various accident prevention measures and multiple redundant safety devices have also been included to provide comfort for the operator. Rest assured that your work is safe, backed with a full complement of advanced safety equipment.

#### Moment limiter display



- 1 Load ratio indicator (%)
- 2 Engine speed
- 3 Load ratio (%)
- 4 Water temperature (engine coolant)
- 5 Fuel gauge
- 6 Blower condition
- 7 Air-conditioner setting state
- 8 Warning icons

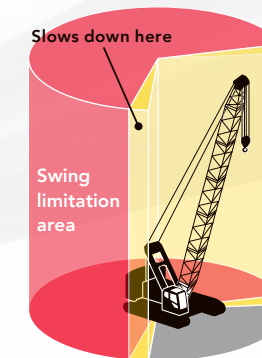

#### Moment limiter with large screen display

A large screen display has been used offering excellent visibility and field of view of any job. A host of items can be shown, while a simple display layout ensures that information is provided to the operator properly. The display has also been designed with an interactive interface to follow any movement of the crane from a safety perspective, which helps to limit unintended operations and maintain utmost safety.

#### ML Anti-two block

A new anti-two block using a lifting height indication device is offered as a standard equipment. When a height restriction is set in advance in the lifting height meter, the slowdown function will kick in as the restricted height is approached to prevent hook overhoist. Together with the anti-two block switch, the lifting height moment limiter provides a redundant level of safety against hook overhoist, leading to improved safety.

Note) This function plays a supplementary role to the existing moment limiter and use of this equipment alone is prohibited by laws and regulations.



#### Swing restriction unit OPTION

This device prevents the crane from swinging into objects and causing damage, by notifying the operator of the swinging range and automatically stopping the crane when required. The result is an added level of safety when working in tight areas.



#### Drum and rear view monitor system OPTION

Four monitoring cameras have been installed to make it easier to oversee the condition of the front /rear drum, boom hoist drum, back and left-rear. For added safety, checks of each stage of operation are also easier as the wide screen is connected to switchable cameras.

#### Designed for safe work

An auto drum lock is installed as standard, which detects boom hoisting operations and automatically applies the lock when the lever is in the neutral position. Various warning alarms and information are conveyed to the operator to help reduce the number of careless accidents. The width of the skywalk (optional extra) has been increased to make assembly easier, and a catwalk and handrails (folding type) are also installed as standard. All these combine to ensure work is conducted as safely as possible.



Wider skywalk (made by FRP) OPTION



Folding type upper house handrails

#### Other safety functions and devices

- Winch drum lock (front, rear)
- Individual winch operation lever locks
- Three color percentage indicator OPTION
- Anti-two block
- Gate lock lever
- Firewall
- Emergency engine stop switch

## SCX1500A-3 COMFORT

### Enhanced visibility and functionality with greater comfort.

To provide operators with greater comfort over a longer work span, HSC has designed the crane to be easy to use from the ground up. Design elements such as excellent visibility and an optimum working position help to reduce operator fatigue, while at the same time increasing comfort and functionality to ensure maximum performance, day-in, day-out.



#### Major improvements to operating field of view

The cab has extra-wide windows to improve visibility in all directions. Green tinted safety glass has been used all round to protect the operator from UV rays and objects that may have come free during operation. A new wiper provides a greater area of visibility when working in rain.

#### Highly-functional seat for optimum work position

The new seats are designed with the ideal shape for a more comfortable seating position. The wide range of seat adjustments means it suits any body shape, for the best work and a relaxing posture. A seat with suspension is available as an optional extra.



#### New large sliding door

A sliding door and wide platform have been implemented to reduce the amount of space required when opening and closing the door, which makes getting in and out of the cab a breeze. Four steps on the side of the crawler side frame have been used for even better access.



#### Optimized lever and switch layout

The pitch of the armchair levers can be optimized to improve operation with an intelligent and ergonomic switch layout.



#### Cross operation lever OPTION

Cross operation lever is provided for a good, easy and comfortable operation for two main operating drums, boom hoist drum and swinging. For travel motion, two armchair levers are provided behind right-hand cross operation lever for operator comfort.

## SCX1500A-3 ECOLOGY

### Clean and economical. Environmentally-friendly for mankind and society.

A new greener engine delivers clean power required for HSC's new generation of cranes. This advanced, environmentally-friendly technology ensures a more pleasant experience for everyone, surrounding towns, well into the future. Fuel consumption has been fine-tuned for more economic operation, which also presents major benefits from a management perspective.

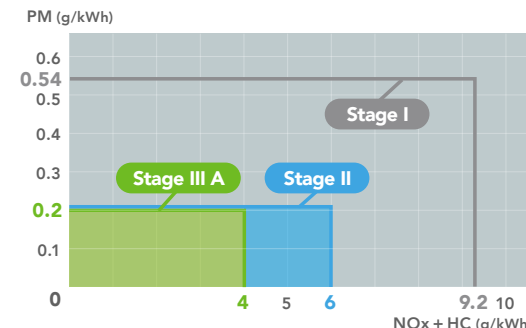


For SCX-3 model, Stage III A (Tier 3) engine machine is also available in less regulated area. New engine emission gas (Stage III B, Tier 4 i) is regulated in Japan, USA and Europe and Stage III B (Tier 4 i) Engine requires high grade fuel, engine oil and without aftertreatment module.

#### Powered with a clean engine

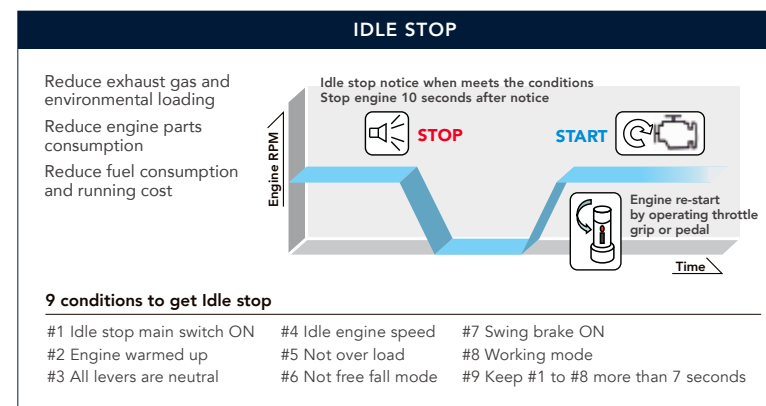
Powered with an environmentally-friendly engine that is equivalent to EU stage III A and US Tier 3 emissions regulations. A major reduction in exhaust gas emissions and a reduction in fuel consumption help to decrease CO<sub>2</sub> emissions. The new engine and power train have been engineered to be even more environmentally-friendly.

#### ■ Clean performance (EU)



#### Technologies to improve fuel efficiency

In addition to improvements to the engine combustion efficiency, paired with enhanced hydraulic controls, idle stop functions and Eco winch mode have also been used to comply with more stringent exhaust gas regulations as well as improve fuel economy.



#### Counter weights with outstanding recyclability

Environmentally-friendly design with counter weights made from cast weights that can easily be recycled.



# Utmost reliability on work sites. Today, and decades into the future.



There are numerous ways to measure quality. Reliability that ensures peace of mind during daily operations is just one. HSC has designed the SCX1500A-3 from early on in the development stage to deliver enhanced durability and ease of maintenance. Engineered with a safe design for improving operating capabilities and reducing running costs, HSC cranes have evolved to deliver more benefits than ever before.



High-durability box type track shoes

Four upper rollers

Lower rollers with 20% greater contact width

Hydraulic shoe tension unit OPTION

### Measures for improving durability

Increasing the strength of each part essential for operations is the first step. Reliability has also been fine-tuned to maximize work capabilities. Only the most stringent quality standards have been employed by HSC, from the start of development to production, all the way through to durability testing. Every aspect has been honed to ensure reliability, including a stronger lower frame, and greater precision load cells and boom angle sensor. HSC has developed a truly environmentally-friendly crane for all, built on strict eco-management standards.



### Even easier maintenance

A central layout has been used for inspection equipment, combined with more gauge ports and a host of other useful functions. Maintenance has been made so much easier with improvements to engine servicing, and a layout that makes each filter and fan belt a breeze to replace.

## REMOTE SENSING

### Newly developed "REMOTE SENSING" system installed as standard

Precise monitoring of the crane's operating condition to minimize downtime and ensure accurate maintenance. Keeping machines in the best possible operating condition helps to improve operating efficiency, while also reducing the time and cost required for maintenance.

#### Store data on machine conditions and operations, remote management

(total operating time management, position information with GPS, operating condition management such as work conditions)

Minimize downtime

Accurate maintenance

Better safety

#### Image of REMOTE SENSING

